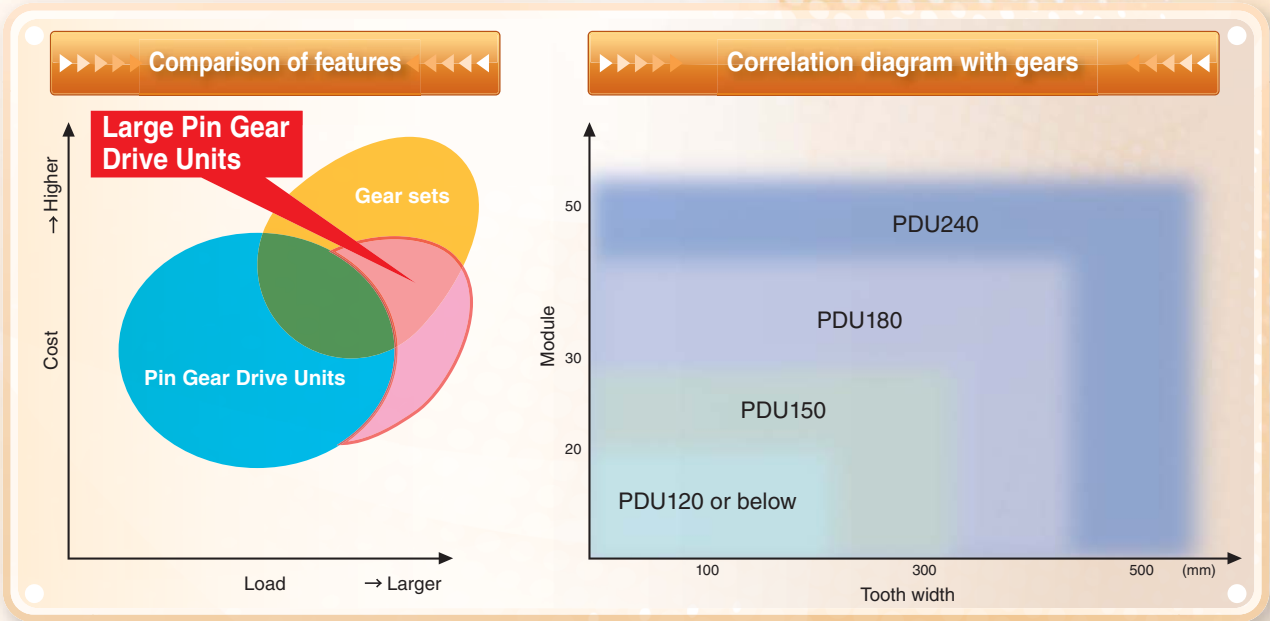



# TSUBAKI Pin Gear Drive Units

Large Pin Gear Drive Units now available



Provide superior **cost savings** and **tangential force** over large gears




## Applications



Kiln cooler



Heavy load transfer carriage



Turntable

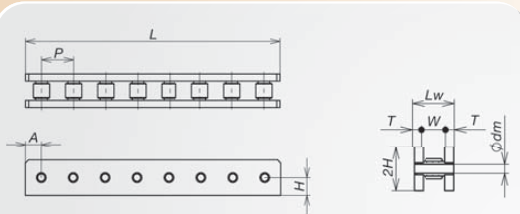
## List of standard specs

Frame no.	Pitch mm	Allowable tangential load
		kN {kgf}
PDU150	150	240 {24500}
PDU180	180	347 {35400}
PDU240	240	525 {53500}

The above values are in SI units{gravimetric units}. Items in { } are reference values.

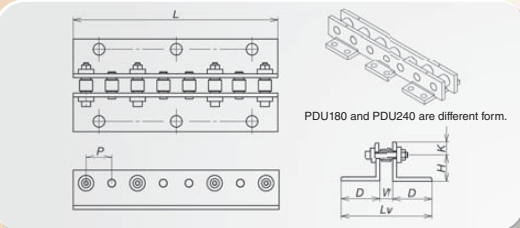
## Products and Specifications

### Flat Rack Specifications Table



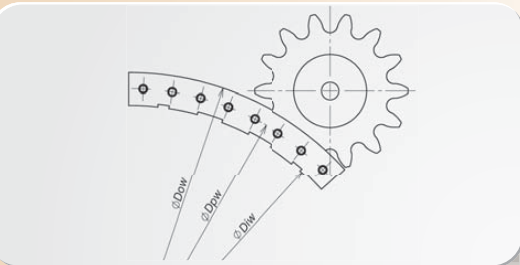
Frame No.	Pitch	Standard Length		Plate Thickness	Pin Location	Inner Width	Overall Width	Frame Height	Mounting Hole	Bolt Size	Weight
	P	Length L	Roller Qty	T	A	W	Lw	2H	φ dm		kg
PDU150	150	1200	8	22	75	94	138	150	39	M36	88.3
PDU180	180	1260	7	30	90	112	172	200	45	M42	161
PDU240	240	1200	5	38	120	150	226	250	52	M48	251

### Angle Rack Specifications Table



Frame No.	Pitch	Standard Length		Inner Width	Overall Width	Angle Width	Center Height		Bolt Size	Weight
	P	Length L	Roller Qty	W	Lw	D	H	K		kg
PDU150	150	1200	8	94	394	150	85	68	M36	131
PDU180	180	1260	7	112	462	175	125	95	M42	233
PDU240	240	1200	5	150	554	202	157	119	M48	362

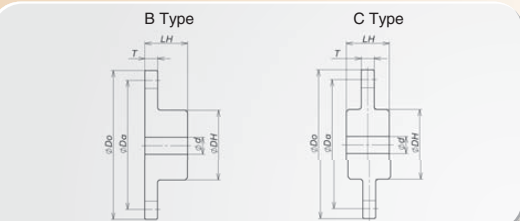
### Pin Wheel Specifications Table



Frame No.	PDU150			PDU180			PDU240		
	Circular Arc Pitch P	Overall Width Lw	Inner Width W	Circular Arc Pitch P	Overall Width Lw	Inner Width W	Circular Arc Pitch P	Overall Width Lw	Inner Width W
Specs	150	138	94	180	172	112	240	226	150
	Plate Thickness T	22	30	Plate Thickness T	30	38	Plate Thickness T	38	38
Roller Qty	Pitch Diameter	Outer Diameter	Inner Diameter	Pitch Diameter	Outer Diameter	Inner Diameter	Pitch Diameter	Outer Diameter	Inner Diameter
NT	Dpw	Dow	Diw	Dpw	Dow	Diw	Dpw	Dow	Diw
60	2864.79	3015	2714	3437.75	3638	3237	4583.66	4834	4333
120	5729.58	5880	5579	6875.49	7076	6675	9167.32	9418	8917
180	8594.37	8745	8444	10313.24	10514	10113	13750.99	14001	13500
240	11459.16	11610	11309	13750.99	13951	13550	18334.65	18585	18084
300	14323.94	14474	14173	17188.73	17389	16988	22918.31	23169	22668

\* Some roller quantities may be unavailable depending on the drive method and number of pin gear teeth.

### Pin Gear Specifications Table



Frame No.	PDU150					PDU180					PDU240				
	Pitch P	Roller Diameter (Ref.)	Tooth Width T	Pitch Diameter	Outer Diameter	Pitch P	Roller Diameter (Ref.)	Tooth Width T	Pitch Diameter	Outer Diameter	Pitch P	Roller Diameter (Ref.)	Tooth Width T	Pitch Diameter	Outer Diameter
Specs	150	79.35	75	150	138	180	95.25	90	180	172	240	127.0	120	240	
No. of Teeth	Pitch Diameter	Outer Diameter	Pilot Bore Diameter	Hub Diameter	Hub Length	Pitch Diameter	Outer Diameter	Pilot Bore Diameter	Hub Diameter	Hub Length	Pitch Diameter	Outer Diameter	Pilot Bore Diameter	Hub Diameter	Hub Length
NT	Da	Do	d	DH	LH	Da	Do	d	DH	LH	Da	Do	d	DH	LH
12	590.46	708	68	230	230	708.55	850	78	280	280	944.73	1137	78	370	370
14	683.45	787	68	270	270	820.14	945	78	320	320	1093.52	1264	78	430	430
16	776.44	872	68	310	310	931.73	1047	78	370	370	1242.31	1396	78	490	490

\* Some number of pin gear teeth may be unavailable depending on the drive method and roller quantities.

\* Pin gear tooth profile differs according to application (outer/inner/linear drive).